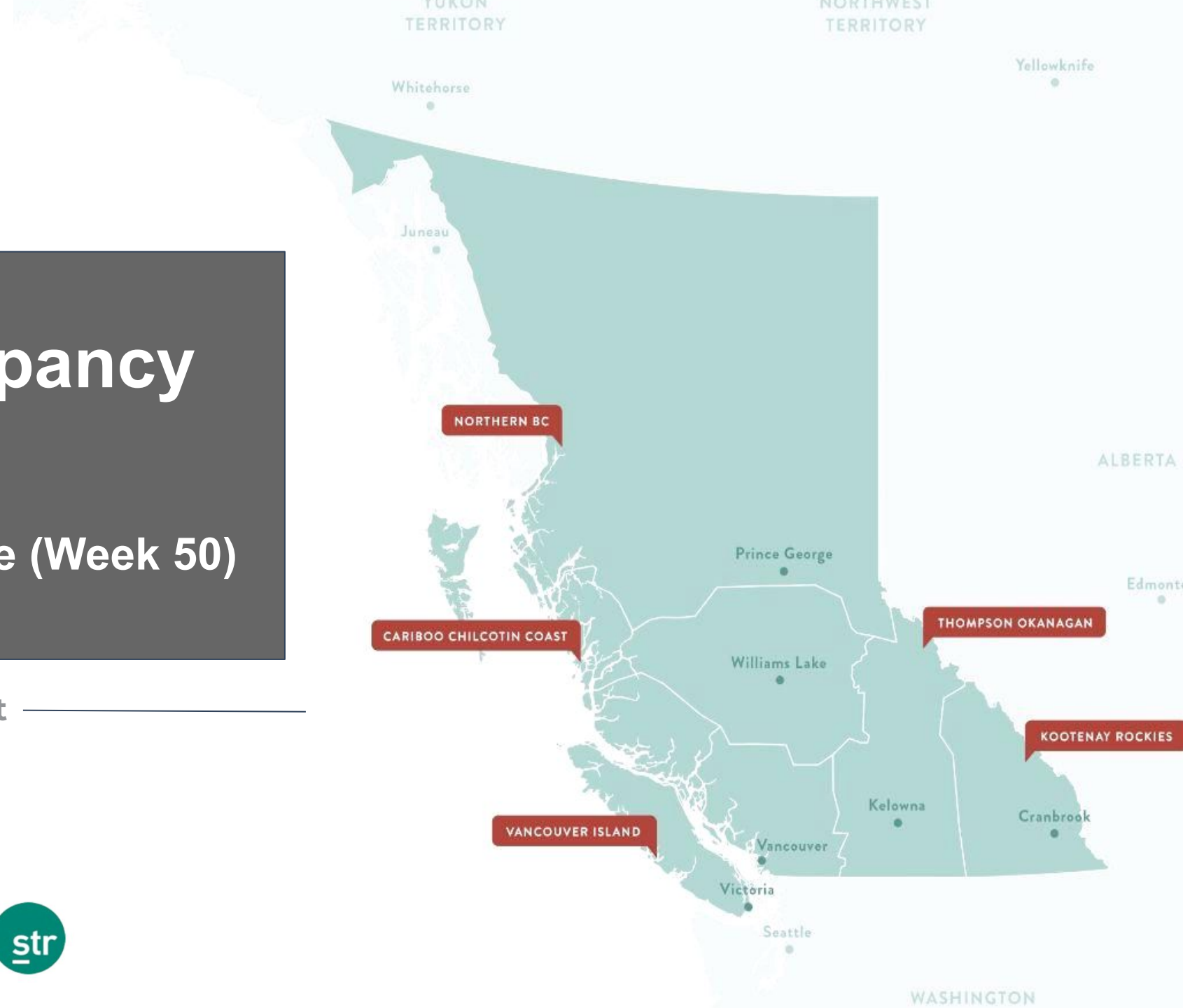


Measuring Occupancy Patterns

December 19, 2024 Update (Week 50)

2024 Weekly Report



Purpose

- The Measuring Occupancy Patterns report was created to help tourism industry understand their weekly behaviour in occupancy.
- The weekly STR report provides up-to-date insights into the tourism industry, helping destinations strategically plan how to attract and engage visitors.
- This report focuses on the regions of **British Columbia**.




STR Methodology

- On a daily, weekly and monthly basis, STR processes performance data from hotels all across BC and the world. This data is submitted straight from the source: chain headquarters, management companies, owners and directly from independent hotels. The data used to understand the BC tourism regions' performance compared to BC as a whole and to each other.
- STR delivers confidential data on hotel Occupancy, Average Daily Rate (ADR) and Revenue per Available Room (RevPar), for markets such as the tourism regions of BC and for individual companies who participate.

- **Participate in the STR “STAR” report: Submit your data and receive free reports benchmarking your performance against your market. Sign up today for free here: <https://surveys.str.com/s3/Hotel-Enrollment-Form>**

(or)

- **Email info@str.com to request more information**





STR Hospitality Summary

STR/BCHA

British Columbia

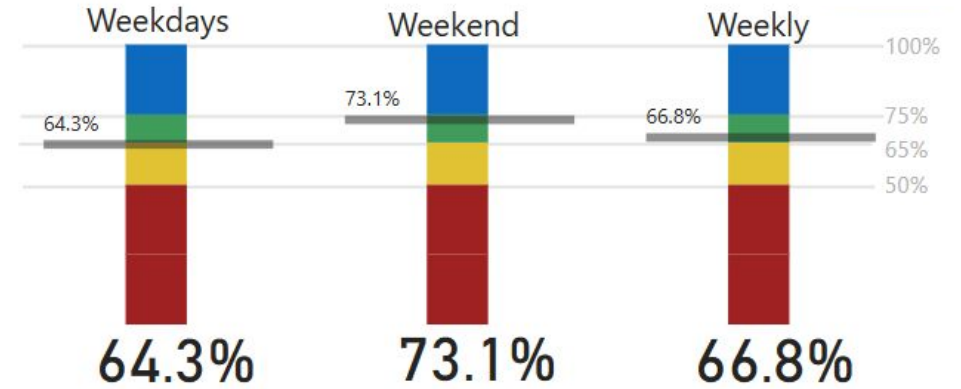
08-Dec-2024 to 14-Dec-2024

British Columbia recorded an **occupancy rate** of **64.3%** from Sunday - Thursday and **73.1%** over the weekend, representing an increase of **23.0%** compared to the same week in 2023.

In terms of Average Daily Rate (**ADR**), British Columbia recorded **\$293.7** from Sunday - Thursday and **\$246.4** during the weekend. This represents an increase of **46.3%** in ADR compared to the same week in 2023.

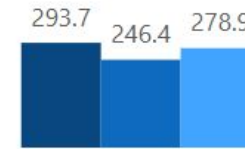
British Columbia's Revenue per Available Room (**RevPAR**) was **\$188.73** from Sunday - Thursday and **\$179.97** on the weekend. RevPAR has seen an increase of **80.0%** compared to the same week in 2023.

Occupancy



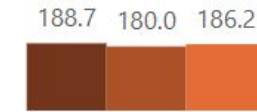
ADR

● Weekdays ● Weekend ● Weekly

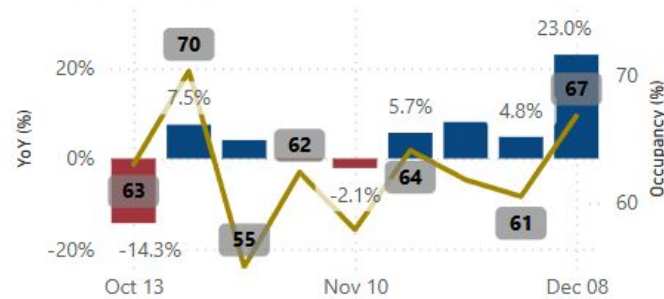


RevPAR

● Weekdays ● Weekends ● Weekly



Occupancy (%)



ADR



RevPAR



Kootenay Rockies

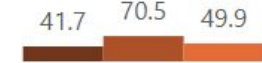
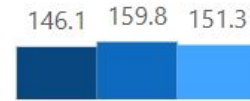
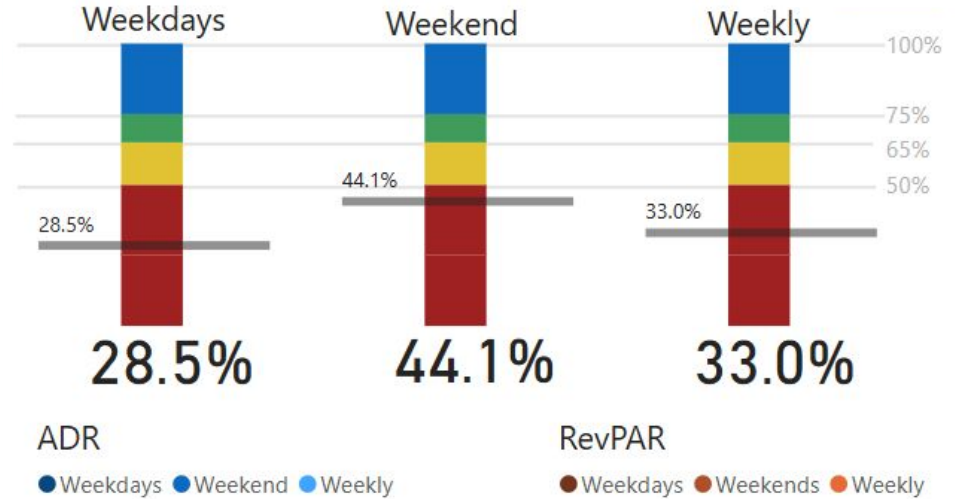
08-Dec-2024 to 14-Dec-2024

Kootenay Rockies recorded an **occupancy rate** of **28.5%** from Sunday - Thursday and **44.1%** over the weekend, representing an increase of **6.4%** compared to the same week in 2023.

In terms of Average Daily Rate (**ADR**), Kootenay Rockies recorded **\$146.1** from Sunday - Thursday and **\$159.8** during the weekend. This represents an increase of **2.8%** in ADR compared to the same week in 2023.

Kootenay Rockies's Revenue per Available Room (**RevPAR**) was **\$41.67** from Sunday - Thursday and **\$70.47** on the weekend. RevPAR has seen an increase of **9.4%** compared to the same week in 2023.

Occupancy



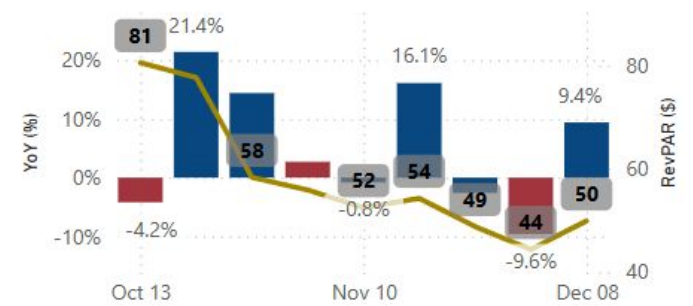
Occupancy (%)



ADR



RevPAR



Glossary

- **Occupancy:** Calculated by the number of occupied rooms divided by the number of available rooms that physically exist in a short-term rental.
- **Average Daily Rate (ADR):** Represents the average rental income per paid occupied room in a given time period; however, ADR itself cannot be used to measure a short-term rental performance.
- **Revenue per Available Room (RevPAR):** Calculated by multiplying a short-term rental ADR by its Occupancy rate, an increase in RevPAR most likely indicates an improvement in Occupancy rate and can be used to measure a short-term rental performance.

Notes

Long **Weekends and Holidays:**

- New Years Day
- Family Day
- Good Friday
- Victoria Day
- Canada Day
- B.C. Day
- Labour Day
- Truth & Reconciliation Day
- Thanksgiving Day
- Remembrance Day
- Christmas Day

Notes:

- The baseline of comparison is 2023, with percentages above 0% indicating higher rates of visitation in 2024 than 2023, and percentages below 0% indicating lower rates of visitation in 2024 than 2023.
- Weekly comparisons may not reflect the exact same date between the two comparison years. Therefore holiday weekends may fall on different weeks and result in higher peaks in the current year. Please refer to the Appendix for date conversions. Ex. Good Friday was April 7 in 2023 (week of April 3) and March in 2024 (week of March 25), this created a leap/fall when comparing year over year.

Appendix - Date conversions

	Week of - 2023	Week of - 2024
New Years Day	January 2, 2023 (Week 1)	January 1, 2024 (Week 1)
Family Day	February 20, 2023 (Week 8)	February 19, 2024 (Week 8)
Good Friday	April 7, 2023 (Week 14)	March 29, 2024 (Week 13)
Victoria Day	May 22, 2023 (Week 21)	May 20, 2024 (Week 21)
Canada Day	July 1, 2023 (Week 27)	July 1, 2024 (Week 27)
B.C. Day	August 7, 2023 (Week 32)	August 5, 2024 (Week 32)
Labour Day	September 4, 2023 (Week 36)	September 2, 2024 (Week 36)
Truth & Reconciliation Day	September 30, 2023 (Week 38)	September 30, 2024 (Week 39)
Thanksgiving Day	October 9, 2023 (Week 41)	October 14, 2024 (Week 42)
Remembrance Day	November 11, 2023 (Week 45)	November 11, 2024 (Week 46)
Christmas Day		

Contact Us



SYMPHONY
TOURISM
SERVICES

Robb MacDonald

Managing Director, Symphony Tourism Services

Email: rmacdonald@totabc.com

symphonytourismservices.com